


March 2017


minnows



Sunday	Monday	Tuesday	Wednesday	Thursday	Friday	Saturday
			1 Dr. Seuss Week	2	3	4
5	6 Up In the Clouds	7	8	9	10	11
12	13 St. Patrick's Week	14	15	16	17 School Spirit Day Wear Green	18
19	20 In the Wild West	21	22	23	24	25
26	27 In the Garden Science Night	28 Art Night	29 Turn off the TV Week Sports Night with Coach Zach	30 Animal Night	31 EDCDC Birthday B.B.Q.	

February 27 - March 3

minnows




Unit: Dr. Seuss

Content Area	Planned Activities				
	Monday	Tuesday	Wednesday	Thursday	Friday
Language	<p><u>One Fish, Two Fish, Red Fish, Blue Fish</u> Obj: To hear a story by the featured author</p>	<p><u>Green Eggs and Ham</u> Obj: To hear a story featuring rhymes</p>	<p><u>Fox in Socks</u> Obj: To hear a story with tongue twisters</p>	<p><u>The Cat in the Hat</u> Obj: To hear a famous story by Dr. Seuss</p>	<p><u>A to Z</u> Obj: To hear a story featuring letters</p>
<u>Fingerplays & Songs</u>	<p>"Row, Row, Row, Your Boat" Obj: To learn a song and mimic movements</p>	<p>"I Can, Can you?" Obj: To hear a song a mimic the motions</p>	<p>"This Is The Way We Put On Our Socks" Obj: To practice self help skills</p>	<p>"Boom, Boom, Ain't It Great To Be Crazy" Obj: To enjoy a silly song</p>	<p>The ABC Song Obj: To become familiar with the ABC's</p>
<u>Motor</u>	<p>Gone Fishin' Obj: To pick up and dump objects</p>	<p>Pushing Cars Obj: To manipulate and push objects along the floor</p>	<p>Beanbag Toss Obj: To practice throwing</p>	<p>Putting On Hats Obj: To learn how to put on hats</p>	<p>1-2-3 Pull Ups Obj: To strengthen neck and back muscles</p>
<u>Sensory & Science</u>	<p>Eating Fish Crackers Obj: To explore table food</p>	<p>Green Play-Doh Obj: To feel and discover a new texture</p>	<p>Can Shakers Obj: To practice creating noises</p>	<p>Pink Hand Prints Obj: To create art using fingerpaints</p>	<p>Crumbling Tissue Paper Obj: To discover and explore a new texture</p>

March 6-10

minnows




Unit: Up In The Clouds

Content Area	Planned Activities				
	Monday	Tuesday	Wednesday	Thursday	Friday
Language	<p>Pointing "Up" Obj: To understand and speak the word "up"</p>	<p><u>High Flying Kites</u> by Nancy Parent Obj: To learn about kites and how they fly</p>	<p>"Hey, Diddle Diddle" Obj: To hear a rhyme about flying and the moon</p>	<p><u>Little Cloud</u> by Eric Carle Obj: To point out and say "cloud"</p>	<p><u>Planes</u> by Byron Barton Obj: To identify airplanes</p>
<u>Fingerplays & Songs</u>	<p>"Bird Feeding Song" Obj: To hear a song about birds in the sky</p>	<p>"Twinkle, Twinkle, Little Star" Obj: To hear a song featuring stars in the sky</p>	<p>"You Are My Sunshine" Obj: To listen to a song about the sun in the sky</p>	<p>"It's Raining, It's Pouring" Obj: To song and discuss how rain falls from the sky</p>	<p>"I See The Moon" Obj: To learn a rhyme about the moon</p>
<u>Motor</u>	<p>Climbing Up Mountains (pillows) Obj: To strengthen gross motor skills</p>	<p>Reaching For Bubbles Obj: To strengthen hand-eye coordination</p>	<p>Flying Airplane Obj: To delight in flying above the ground. To see from a new height</p>	<p>Throwing the Ball Obj: To enhance fine motor skills</p>	<p>Here Comes The Airplane Obj: To strengthen reaching skills</p>
<u>Sensory & Science</u>	<p>Exploring Cotton Balls Obj: To feel a fluffy, "cloud-like" texture</p>	<p>Discovering Balloons Obj: To see and explore balloons and how they float</p>	<p>Shaving Crème Clouds Obj: To create art using shaving crème as a medium</p>	<p>Sunshine Puzzles Obj: To organize objects by appearance</p>	<p>Flashlight Fun Obj: To track light movements on the walls and ceiling</p>

March 13-17

minnows




Unit: St. Patrick's Day

Content Area	Planned Activities				
	Monday	Tuesday	Wednesday	Thursday	Friday
Language	"Where are the Shamrocks?" Obj: To point out and identify shamrocks	What is Green? Obj: To point out and name green objects	St. Patrick's Day book Obj: To read a story with a St. Pat's Day theme	St. Patrick's Day book Obj: To read a story with a St. Pat's Day theme	St. Patrick's Day book Obj: To read a story with a St. Pat's Day theme
<u>Fingerplays & Songs</u>	"Who is wearing green today?" Obj: To identify the color green	"Mary Had a Little Lamb" Obj: To hear a new song	"See-Saw Millie McGraw" Obj: To hear a fun Irish song	"Molly Malone" Obj: To hear a new Irish song	"Michael Finnegan" Obj: To hear a silly song
<u>Motor</u>	Stacking Soft Blocks Obj: To work on fine motor skills	Walk With Me Obj: To practice taking steps with assistance	Pulling Up Obj: To strengthen muscles and use gross motor skills	This is the Way We Kick Our Legs Obj: To strengthen leg muscles	Crawling Buddies Obj: To imitate baby's crawl
<u>Sensory & Science</u>	Green Jar Shakers Obj: To make something green for baby to shake	Colored Scarves Obj: To feel and explore a new texture	Painting With Green Obj: To feel paint and use hands to explore	Colored Rainbow Streamers Obj: To encourage baby to reach	Blowing Bubbles Obj: To encourage baby to reach and catch

March 20-24

minnows




Unit: In The Wild West

Content Area	Planned Activities				
	Monday	Tuesday	Wednesday	Thursday	Friday
Language	"Pat-A-Cake" Obj: To hear a rhyme and act out the motions	Giddy-Up Horsie Obj: To hear a word and anticipate an action	<u>Wild West Counting Book</u> Obj: To hear counting with a western theme	<u>Cowboy Small</u> Obj: To hear a cowboy story	yee-haw! Obj: To hear and repeat a fun sound
<u>Fingerplays & Songs</u>	"She'll Be Comin' Round the Mountain" Obj: To imitate actions with a song	"Ride a Little Horsie" Obj: To hear a song about horses	"Oh, My Darlin' Clementine" Obj: To hear a new song with a western theme	"Home on The Range" Obj: To hear a new song with a western theme	"Turkey In The Straw" Obj: To hear a fun song and move to the music
<u>Motor</u>	Waving Hello Obj: To connect words with actions	Beanbag Toss Obj: To improve hand-eye coordination	Bronco Ride! Obj: To strengthen balance while pretending to ride	Pushing Trains Obj: To practice pushing objects	Putting On Cowboy Hats Obj: To practice putting on and taking off
<u>Sensory & Science</u>	Cowbells! Obj: To hear a new noise and explore an instrument	In My Tee-Pee Obj: To create a fort and explore	Exploring Feathers Obj: To feel a new texture	Playing With Pots and Pans Obj: To create sounds with different objects	Hide and Seek with Western Animals Obj: To test object permanence

March 27-31

minnows



Unit: In the Garden

Content Area	Planned Activities				
	Monday	Tuesday	Wednesday	Thursday	Friday
Language	"Tiny Seeds" Obj: To hear a rhyme about seeds	Sally the Snail Obj: To hear a story about what lives in a garden	The Very Hungry Caterpillar by Eric Carle Obj: To hear a story about what happens to a caterpillar	The Tiny Seed by Eric Carle Obj: To learn about how seeds grow	"Round and Round the Garden" Obj: To hear a new rhyme about gardens
Fingerplays & Songs	Caterpillar Game Obj: To imitate the actions of a caterpillar	"The Itsy-Bitsy Spider" Obj: To learn the fingerplay of a popular song	"You Are My Sunshine" Obj: To recognize the word "sun"	"Drip, Drop, Little April Showers" Obj: To sing a song about rain	"Two Little Blackbirds" Obj: To hear a song about what lives in a garden
Motor	Fun with Shovels and Pails Obj: To manipulate and explore an object	Fields of Pillows Obj: To practice crawling through obstacles	Stretch Like a Tree Obj: To strengthen arm and leg muscles	Flap Your Wings Obj: To create purposeful movements with the arms	Rabbit Hop Obj: To strengthen and control leg muscles
Sensory & Science	Feeling Flowers Obj: To discover the texture of a flower and stem	Smelling Flowers Obj: To smell something sweet from the garden	Flower Garden Painting Obj: To create art using colors of nature	Watering Can Spill Obj: To experiment with water and pouring	Eating Fruit Obj: To taste and explore a healthy treat